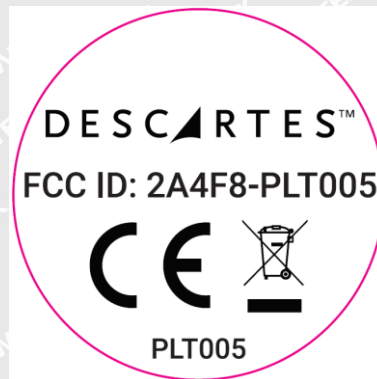




ANNEX

EXHIBIT 1 - PRODUCT LABELING

Proposed FCC ID Label Format



Specifications: The label shall be securely affixed to a permanently attached part of the device, in a location where it is visible or easily accessible to the user, and shall not be readily detachable. The label shall be sufficiently durable to remain fully legible and intact on the device in all normal conditions of use throughout the device's expected lifetime.

Proposed Label Location on EUT







EXHIBIT 2 - EUT EXTERNAL PHOTOGRAPHS

EUT View 1




EUT View 2





EUT View 3




EUT View 4





EUT View 5



EUT View 6









EXHIBIT 3 - EUT INTERNAL PHOTOGRAPHS

EUT Housing and Board View 1



Solder Board-Component View 1






WALTEK




EXHIBIT 4 - TEST SETUP PHOTOGRAPHS

Radiation Emission Test Setup (Below 30MHz)




Radiation Emission Test Setup (30MHz to 1GHz)






Radiation Emission Test Setup (1GHz to 18GHz)



Radiation Emission Test Setup (Above 18GHz)



***** END OF REPORT *****